

CHOOSE THE CORRECT PROPELLER

The correct choice of propeller is absolutely vital in order to get the most out of your engine and drive system. It is the propeller performance that converts the power produced into boat performance.

Genuine Volvo Penta propellers are all designed for a specific application. The wide range covers propellers for Aquamatics, shaft and sail drives as well as for Volvo Penta IPS.

POWERBOAT PROPELLERS

SINGLE PROPELLERS FOR AQUAMATIC
200-290 drives
SX drive

DUOPROP PROPELLERS FOR AQUAMATIC
280 drive – Type C, J **NEW!**
290 drive – Type C, J **NEW!**
DPX drive – Type E
DPS-A drive – Type F, I
DPS-B drive – Type FH, IH
DPH drive – Type G
DPR drive – Type GR

PROPELLERS FOR VOLVO PENTA IPS
Planing hulls – Type T, P, Q
Semi-planing hulls – Type TS, PS, QS

SIZING GUIDELINES FOR TYPE-J:

Replacement for Type-A and Type-B:

- Type-A series numbering corresponds to J-series numbering (approx.) i.e. a set of A5 corresponds to a set of J5.
- Type-B series numbering corresponds to one size larger J-series numbering (approx.) i.e. a set of B5 corresponds to a set of J6.



ALL NEW TYPE-J


- STRONGER AND MORE DURABLE
- REPLACES TYPE-A & TYPE-B
- PERFECT BALANCE
- OPTIMIZED TORQUE DISTRIBUTION
- NEW IMPROVED PAINTING PROCESS
- PATENTED DESIGN



Purchase your propeller today from your authorised local dealer. Everything you need at one place.
www.volvopentashop.com

**VOLVO
PENTA**

www.volvopenta.com



**INTRODUCING
ALL NEW AND
PATENTED TYPE-J
FOR VOLVO PENTA CLASSIC
DUOPROP AQUAMATIC DRIVES**



INTRODUCING THE ALL NEW AND PATENTED TYPE-J



The Type-J is an all new modern aluminum propeller designed for our classic Duoprop drives DP280-290, DP-A to DP-E drives. The special high strength aluminum alloy and the optimized casting process make them stronger and more durable than traditionally casted propellers. A new painting process, four layers of paint ensure excellent anti-corrosion performance.

PATENTED BLADE GEOMETRY

The patented blade geometry results in reduced sheet cavitation and minimal tip vortex on the forward propeller. This leads to optimal interaction between front and rear propellers, which ensures quiet and effective operation with minimal vibrations and maximized performance.

LARGE, ACTIVE BLADE AREA EQUALS EFFICIENCY

The slim hub design enables a proportionally very large active blade area. This gives excellent grip in the water, maximized efficiency and manoeuvrability at all speeds and all loads.



The slim hub design enables a proportionally very large active blade area.

The patented blade geometry results in reduced sheet cavitation and minimal tip vortex.

NEW

The perfect balance between the front and rear propeller.

Optimized torque distribution.

Four layers of paint ensure excellent anti-corrosion performance.

Special high strength aluminum alloy.

PERFECT BALANCE

The perfect balance between the front and rear propeller provides smooth and quiet operation with minimal vibrations. Poor balance leads to excessive wear on the drivetrain.

OPTIMIZED TORQUE DISTRIBUTION

Optimized torque distribution between the front and rear propeller secure that the drive and engine work with the load they have been designed for.

NOTE! Do not mix Type-J with Type-A or Type-B on the same drive. For twin installations use only the same propeller type on both drives.

Never jeopardize safety and performance by fitting a non-Volvo Penta propeller onto your propeller shaft or drive system.

To get an accurate analysis of what propeller to use, please contact your local Volvo Penta dealer.